











## 44 Erna 2,5x4,5 v.2

ID	Name	Height	Width	Length	Qty	3D Front Axonometry	
FBE-1	Floor bearer	44	60	4300	5		■
A01	Wall A	68	44	726	1		■
A02	Wall A	68	44	2164	1		■
A03	Wall A	135	726	20		■	
A04	Wall A	135	44	2164	6		■
A05	Wall A	135	44	728	7		■
A06	Wall A	135	44	4500	1		■
A07	Wall A	135	44	4700	1		■
B01	Wall B	68	44	4500	1		■
B02	Wall B	135	44	4500	14		■
B03	Wall B	135	44	4700	1		■
C01	Wall C	135	44	2500	15		■
D01	Wall D	135	44	2500	15		■
Extra01	Wall Extra	135	44	4700	1		■
GBL01	Gable ends	135	44	2500	2		■
GBL02	Gable ends	135	44	1772	2		■
GBL03	Gable ends	135	44	886	2		■
PR-1	Purlin	140	68	4700	2		■
PR-2	Purlin	140	68	4700	1		■
RB-1	Roof board	19	135/110/87	1464	71/87/110		—
FB-1	Floor board	19	135/110/87	2207	32/40/50		—
TRIM	Trim	40	19		15 m'		
WBA	Windboard A	90	19	1583	4		■
WBB	Windboard B	70	19	4700	2		■
WBC	Windboard C	19	40	1583	4		—
WBD	Windboard D	25	30	4700	2		■
WB-RMB	Rhombus	200	19	19	2		◆
STRM-BR	Storm braces	47	28	1980	4		■

Instalation kit for assembly							
N01	Nail	---	2,5	40	600 (500+50*2)		
S-01	Screw	---	3	40	100		
S-03	Screw	---	5	100	10		
S-04	Screw	---	5	120	10		
SB	Washer	---	M10	---	8		
	Screw	---	8	50	8	