







































































44 Toscana 4x3 v.1

ID	Name	Height	Width	Length	Qty	3D Front Axonometry	
FBE-1	Floor bearer	44	60	3800	6		-
A01	Wall A	135	44	2030	8		
A02	Wall A	135	44	360	22		
A03	Wall A	135	44	360	7		
B01	Wall B	135	44	4000	15		
C01	Wall C	68	44	3000	1		
C02	Wall C	135	44	3000	7		
C03	Wall C	135	44	845	12		
C04	Wall C	135	44	1145	1		
C05	Wall C	135	44	1445	1		
C06	Wall C	135	44	4000	1		
D01	Wall D	68	44	3000	1		
D02	Wall D	135	44	3000	12		
D03	Wall D	135	44	3300	1		
D04	Wall D	135	44	3600	1		
D05	Wall D	135	44	4000	1		
Extra01	Wall Extra	135	44	4000	1		
GBL01	Gable ends	135	44	1062	2		
GBL02	Gable ends	135	44	2123	2		
GBL03	Gable ends	135	44	3185	2		
GBL04	Gable ends	135	44	4000	2		
PR-1	Purlin	140	68	4000	2		
PR-2	Purlin	140	68	4000	1		
RB-1	Roof board	19	135/110/87	2218	61/75/93		
FB-1	Floor board	19	135/110/87	2707	29/35/44		
TRIM	Trim	40	19		17 m'		
WBA	Windboard A	90	19	2337	4		
WBB	Windboard B	70	19	4000	2		
WBC	Windboard C	19	40	2337	4		-
WBD	Windboard D	25	30	4000	2		-

WB-RMB	Rhombus	200	19	19	2		
STRM-BR	Storm braces	47	28	1980	4		
Installation kit for assembly							
N01	Nail	---	2,5	40	600 (500+50*2)		
S-01	Screw	---	3	40	100		
S-03	Screw	---	5	100	10		
S-04	Screw	---	5	120	10		
SB	Washer	---	M10	---	8		
	Screw	---	8	50	8	