


































































44 Toscana 5x5 v.1

ID	Name	Height	Width	Length	Qty	3D Front Axonometry	
FBE-1	Floor bearer	44	60	4800	9		
A01	Wall A	135	44	2727	8		
A02	Wall A	135	44	663	22		
A03	Wall A	135	44	754	7		
B01	Wall B	135	44	5000	15		
C01	Wall C	68	44	5000	1		
C02	Wall C	135	44	5000	7		
C03	Wall C	135	44	1845	12		
C04	Wall C	135	44	2145	1		
C05	Wall C	135	44	2445	1		
C06	Wall C	135	44	6000	1		
D01	Wall D	68	44	5000	1		
D02	Wall D	135	44	5000	12		
D03	Wall D	135	44	5300	1		
D04	Wall D	135	44	5600	1		
D05	Wall D	135	44	6000	1		
Extra01	Wall E	135	44	6000	1		
GBL01	Gable ends	135	44	5000	2		
GBL02	Gable ends	135	44	4192	2		
GBL03	Gable ends	135	44	3144	2		
GBL04	Gable ends	135	44	2096	2		
GBL05	Gable ends	135	44	1048	2		
PR-1	Purlin	140	68	6000	4		
PR-2	Purlin	140	68	6000	1		
RB-1	Roof board	19	135/110/87	2737	91/111/139		
FB-1	Floor board	19	135/110/87	4707	36/44/56		
TRIM	Trim	40	19		21 m'		

WBA	Windboard A	90	19	2856	4		
WBB	Windboard B	70	19	6000	2		
WBC	Windboard C	19	40	2856	4		-
WBD	Windboard D	25	30	6000	2		□
WB-RMB	Rhombus	200	19	19	2		◇
STRM-BR	Storm braces	47	28	1980	4		□
Installation kit for assembly							
N01	Nail	---	2,5	40	1100 (500+500+100)		•
S-01	Screw	---	3	40	100		+
S-03	Screw	---	5	100	10		+
S-04	Screw	---	5	120	15 (10+5)		+
SB	Washer	---	M10	---	8		○
	Screw	---	8	50	8		+

