






































































44mm Murray 4x6 v.2						
ID	Name	Height	Width	Length	Qty	3D Front View
FBE-1	Floor bearers	44	60	5800	2	
FBE-2	Floor bearers	44	60	3680	11	
O/A01	Wall A	135	44	2570	7	
O/A02	Wall A	135	44	2570	7	
O/A03	Wall A	135	44	630	21	
O/A04	Wall A	135	44	630	7	
O/A05	Wall A	135	44	6000	1	
O/A06	Wall A	135	44	2548	1	
O/A06	Wall A	135	44	3652	1	
O/B01	Wall B	135	44	6000	15	
O/B02	Wall B	135	44	2548	1	
O/B02	Wall B	135	44	3652	1	
O/C01	Wall C	135	44	4000	1	
O/C02	Wall C	135	44	4000	8	
O/C03	Wall C	135	44	1345	14	
O/C04	Wall C	135	44	4000	1	
O/C05	Wall C	135	44	3300	1	
O/C06	Wall C	135	44	2475	1	
O/C07	Wall C	135	44	1650	1	
O/C08	Wall C	135	44	825	1	
O/D01	Wall D	135	44	1570	2	
O/D02	Wall D	135	44	1570	28	
O/D03	Wall D	135	44	4000	1	
O/D04	Wall D	135	44	4000	1	
O/D05	Wall D	135	44	3300	1	
O/D06	Wall D	135	44	2475	1	

O/D07	Wall D	135	44	1650	1		
O/D08	Wall D	135	44	825	1		
O/E01	Wall E	135	44	4000	1		
O/E02	Wall E	135	44	4000	8		
O/E03	Wall E	135	44	1345	14		
O/E04	Wall E	135	44	4000	1		
O/E05	Wall E	135	44	3300	1		
O/E06	Wall E	135	44	2475	1		
O/E07	Wall E	135	44	1650	1		
O/E08	Wall E	135	44	825	1		
EXTRA	Extra	135	44	4000	1		
PR-1	Purlins	140	68	3652	1		
PR-2	Purlins	140	68	2548	1		
PR-3	Purlins	140	68	3652	2		
PR-4	Purlins	140	68	2548	2		
RB	Roof boards	135/110/87	19	2262	93/114/144		
FB-1	Floor boards	135/110/87	19	3381	29/35/44		
FB-2	Floor boards	135/110/87	19	2277	29/35/44		
WBA	Windboard A	90	19	2320	4		
WBB	Windboard B	70	19	3150	4		
WBC	Windboard C	40	19	2320	4		
WBD	Windboard D	35	25	3150	4		
TRIM	Trims	40	19		30 m'		
DW	Window	920	1300	T&T	4		

SD	Door	1938	850	50%, R	1	
SD	Door	1938	850	FW, L	1	
HNDL	Door handle				2	
LCK	Door lock				2	
RMB	Rhombus				2	