



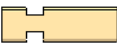






















Pavesine Nr.2 Packing list

ID	Name	Height	Width	Length	Qty	3D Front View	3D
P2-FBE	Floor bearers	60	68	3800	9		
P2-A1	Wall A	68	68	4000	1		
P2-A2	Wall A	135	68	568	26		
P2-A3	Wall A	135	68	868	2		
P2-A4	Wall A	135	68	1168	2		
P2-A5	Wall A	135	68	4000	1		
P2-A6	Wall A	135	68	3141	1		
P2-A7	Wall A	135	68	2094	1		
P2-A8	Wall A	135	68	1048	1		
P2-B1	Wall B	68	68	4000	1		
P2-B2	Wall B	135	68	4000	15		
P2-B3	Wall B	135	68	4000	1		
P2-B4	Wall B	135	68	3141	1		
P2-B5	Wall B	135	68	2094	1		
P2-B6	Wall B	135	68	1048	1		
P2-C1	Wall C	135	68	4000	7		
P2-C2	Wall C	135	68	468	12		
P2-C3	Wall C	135	68	918	1		
P2-C4	Wall C	135	68	768	1		
P2-C5	Wall C	135	68	1418	1		
P2-C6	Wall C	135	68	1068	1		

P2-C7	Wall C	135	68	4700	1		
P2-D1	Wall D	135	68	4000	7		
P2-D2	Wall D	135	68	468	12		
P2-D3	Wall D	135	68	918	1		
P2-D4	Wall D	135	68	768	1		
P2-D5	Wall D	135	68	1418	1		
P2-D6	Wall D	135	68	1068	1		
P2-D7	Wall D	135	68	4700	1		
EXTRA	Extra	135	68	4000	1		
P2-PR	Purlins	135	68	4700	5		
P2-RB1	Roof boards	135	19	1020	72		
P2-RB2	Roof boards	135	19	1200	72		
P2-TB	Terrace boards	140	28	3660	28		
P2-WBA	Windboard A	90	19	2260	4		
P2-WBB	Windboard B	40	19	4740	2		
P2-WBC	Windboard C	40	19	2260	4	