














































44mm Linus 4x4 v.2						
ID	Name	Height	Width	Length	Qty	3D Front View
FBE	Floor bearers	44	60	3800	7	
1/A01	Wall A	68	44	2030	1	
1/A02	Wall A	68	44	360	1	
1/A03	Wall A	135	44	2030	7	
1/A04	Wall A	135	44	360	21	
1/A05	Wall A	135	44	360	7	
1/A06	Wall A	135	44	4000	1	
1/A07	Wall A	135	44	3182	1	
1/A08	Wall A	135	44	2121	1	
1/A09	Wall A	135	44	1061	1	
1/B01	Wall B	68	44	4000	1	
1/B02	Wall B	135	44	4000	14	
1/B03	Wall B	135	44	4000	1	
1/B04	Wall B	135	44	3182	1	
1/B05	Wall B	135	44	2121	1	
1/B06	Wall B	135	44	1061	1	
1/C01	Wall C	135	44	4000	7	
1/C02	Wall C	135	44	1345	12	
1/C03	Wall C	135	44	1645	1	
1/C04	Wall C	135	44	1945	1	
1/C05	Wall C	135	44	5000	1	
1/D01	Wall D	135	44	4000	12	

1/D02	Wall D	135	44	4300	1		
1/D03	Wall D	135	44	4600	1		
1/D04	Wall D	135	44	5000	1		
EXTRA	Extra	135	44	4000	1		
PR-1	Purlins	140	68	5000	1		
PR-2	Purlins	140	68	5000	2		
RB	Roof boards	135/110/87	19	2220	75/93/117		
FB	Floor boards	135/110/87	19	3707	29/35/44		
WBA	Windboard A	90	19	2270	4		
WBB	Windboard B	70	19	5000	2		
WBC	Windboard C	40	19	2270	4		
WBD	Windboard D	35	25	5000	2		
TRIM	Trims	40	19		19 m'		
DW	Window	920	1300		2		
DD	Door	1938	1600	50%	1		
HNDL	Door handle				1		
LCK	Door lock				1		
RMB	Rhombus				2	