












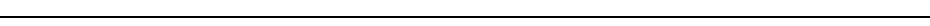




































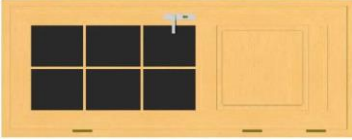





44mm Garage 5x6						
ID	Name	Height	Width	Length	Qty	3D Front View
1/A01	Wall A	68	44	1310	2	
1/A02	Wall A	135	44	1310	30	
1/A03	Wall A	135	44	5000	1	
1/A04	Wall A	135	44	5000	1	
1/A05	Wall A	135	44	4009	1	
1/A06	Wall A	135	44	2603	1	
1/A07	Wall A	135	44	1298	1	
1/B01	Wall B	135	44	5000	1	
1/B02	Wall B	135	44	5000	1	
1/B03	Wall B	135	44	4009	1	
1/B04	Wall B	135	44	2603	1	
1/B05	Wall B	135	44	1298	1	
1/C01	Wall C	68	44	5000	1	
1/C02	Wall C	135	44	5000	16	
1/C03	Wall C	135	44	5000	1	
1/C04	Wall C	135	44	4009	1	
1/C05	Wall C	135	44	2603	1	
1/C06	Wall C	135	44	1298	1	
1/D01	Wall D	135	44	1331	15	
1/D02	Wall D	135	44	3809	8	
1/D03	Wall D	135	44	1493	7	
1/D04	Wall D	135	44	1006	7	
1/D05	Wall D	135	44	6000	1	
1/D06	Wall D	135	44	3200	1	
1/D07	Wall D	135	44	3100	1	
1/E01	Wall E	135	44	6000	15	
1/E02	Wall E	135	44	6000	1	

1/E03	Wall E	135	44	3200	1		
1/E04	Wall E	135	44	3100	1		
EXTRA	Extra	135	44	6000	1		
PR-1	Purlins	140	68	3200	1		
PR-2	Purlins	140	68	3100	1		
PR-3	Purlins	140	68	3322	2		
PR-4	Purlins	140	68	3222	2		
PR-5	Purlins	140	68	3322	2		
PR-6	Purlins	140	68	3222	2		
RB	Roofboards	135/110/87	19	2700	96/118/149		
WBA	Windboard A	90	19	2750	4		
WBB	Windboard B	40	19	3150	4		
WBC	Windboard C	40	19	2750	4		
DW	Window	920	1300		1		
SD	Door	2000	850	50%, R	1		
GD	Garage door	2090	2380		1		
HNDL	Door handle				2		
LCK	Lock				2		
RMB	Rhombus				2	