





































































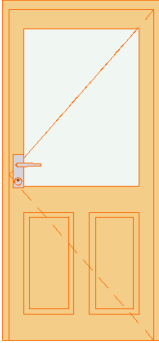
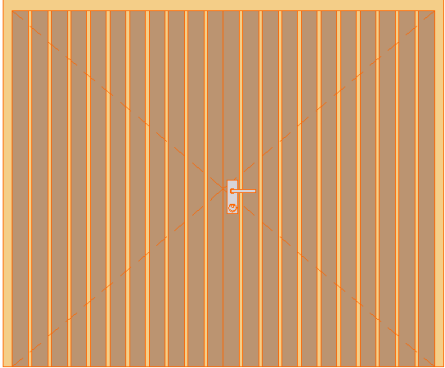



44mm Garage 6x6 v.3						
ID	Name	Height	Width	Length	Qty	3D Front View
FBE-1	Floor bearers	44	60	5680	2	
FBE-2	Floor bearers	44	60	5800	2	
1/A01	Wall A	68	44	365	2	
1/A02	Wall A	68	44	490	1	
1/A03	Wall A	135	44	365	30	
1/A04	Wall A	135	44	490	15	
1/A05	Wall A	135	44	6000	1	
1/A06	Wall A	135	44	6000	1	
1/A07	Wall A	135	44	5077	1	
1/A08	Wall A	135	44	3808	1	
1/A09	Wall A	135	44	2539	1	
1/A10	Wall A	135	44	1269	1	
1/B01	Wall B	135	44	6000	1	
1/B02	Wall B	135	44	6000	1	
1/B03	Wall B	135	44	5077	1	
1/B04	Wall B	135	44	3808	1	
1/B05	Wall B	135	44	2539	1	
1/B06	Wall B	135	44	1269	1	
1/C01	Wall C	68	44	6000	1	
1/C02	Wall C	135	44	6000	16	
1/C03	Wall C	135	44	6000	1	
1/C04	Wall C	135	44	5077	1	
1/C05	Wall C	135	44	3808	1	
1/C06	Wall C	135	44	2539	1	
1/C07	Wall C	135	44	1269	1	
1/D01	Wall D	135	44	1331	14	
1/D02	Wall D	135	44	3809	7	

1/D03	Wall D	135	44	1493	7		
1/D04	Wall D	135	44	1006	7		
1/D05	Wall D	135	44	6000	1		
1/D06	Wall D	135	44	6000	1		
1/D07	Wall D	135	44	3200	1		
1/D08	Wall D	135	44	3100	1		
1/E01	Wall E	135	44	244	16		
1/E02	Wall E	68	44	244	1		
1/F01	Wall F	135	44	6000	8		
1/F02	Wall F	135	44	3684	7		
1/F03	Wall F	135	44	1006	7		
1/F04	Wall F	135	44	6000	1		
1/F05	Wall F	135	44	3200	1		
1/F06	Wall F	135	44	3100	1		
EXTRA	Extra	135	44	6000	1		
PR-1	Purlins	140	68	3200	1		
PR-2	Purlins	140	68	3100	1		
PR-3	Purlins	140	68	3322	4		
PR-4	Purlins	140	68	3222	4		
RB	Roofboards	135/110/87	19	3220	95/116/147		
WBA	Windboard A	90	19	3290	4		
WBB	Windboard B	70	19	3150	4		
WBC	Windboard C	40	19	3290	4		
WBD	Windboard D	35	25	3150	4		
RMB	Rhombus				2		
DW	Window	920	1300	T&T	2		

SD	Door	1938	850	50%, R	1	
GG	Garage gate	2093	2380	Wooden	2	
HNDL	Door handle				3	
LCK	Lock				3	