







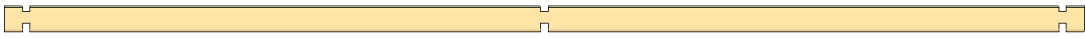





















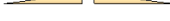

















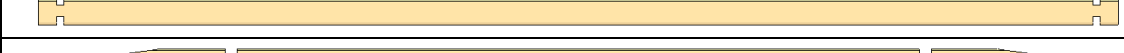







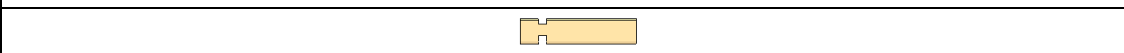















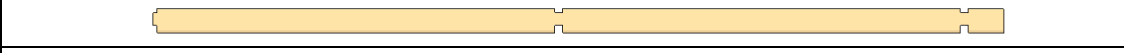









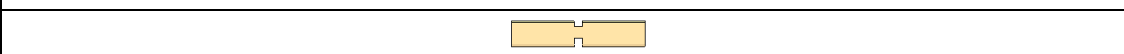


















44mm Garage 6x7 P7830

ID	Name	Height	Width	Length	Qty	3D Front View	3D Lef
0/A01	Wall A	68	44	371	2		
0/A02	Wall A	68	44	498	1		
0/A03	Wall A	135	44	371	30		
0/A04	Wall A	135	44	498	15		
0/A05	Wall A	135	44	6000	2		
0/A06	Wall A	135	44	6000	1		
0/A07	Wall A	135	44	4757	1		
0/A08	Wall A	135	44	2846	1		
0/A09	Wall A	68	44	935	1		
0/B01	Wall B	68	44	244	2		
0/B02	Wall B	135	44	244	30		
0/B03	Wall B	135	44	6000	2		
0/B04	Wall B	135	44	6000	1		
0/B05	Wall B	135	44	4757	1		
0/B06	Wall B	135	44	2846	1		
0/B07	Wall B	68	44	935	1		
0/C01	Wall C	68	44	244	2		
0/C02	Wall C	135	44	244	30		
0/C03	Wall C	135	44	6000	2		
0/C04	Wall C	135	44	6000	1		
0/C05	Wall C	135	44	4757	1		
0/C06	Wall C	135	44	2846	1		

0/C07	Wall C	68	44	935	1		
0/D01	Wall D	68	44	6000	1		
0/D02	Wall D	135	44	6000	17		
0/D03	Wall D	135	44	6000	1		
0/D04	Wall D	135	44	4757	1		
0/D05	Wall D	135	44	2846	1		
0/D06	Wall D	68	44	935	1		
0/E01	Wall E	135	44	644	15		
0/E02	Wall E	135	44	5496	12		
0/E03	Wall E	135	44	1241	3		
0/E04	Wall E	135	44	742	3		
0/E05	Wall E	135	44	493	3		
0/E06	Wall E	135	44	2374	2		
0/E07	Wall E	135	44	4626	1		
0/E08	Wall E	135	44	4626	1		
0/E09	Wall E	135	44	2474	1		
0/E10	Wall E	135	44	4726	1		
0/F01	Wall F	135	44	244	17		
0/F02	Wall F	68	44	244	1		
0/G01	Wall G	135	44	2374	13		
0/G02	Wall G	135	44	4626	13		
0/G03	Wall G	135	44	493	6		
0/G04	Wall G	135	44	742	6		
0/G05	Wall G	135	44	2374	1		

0/G06	Wall G	135	44	4626	1		
0/G07	Wall G	135	44	2474	1		
0/G08	Wall G	135	44	4726	1		
EXTRA	Extra	135	44	6000	1		
PR-1	Purlin	140	68	2474	1		
PR-2	Purlin	140	68	2474	1		
PR-3	Purlin	140	68	2474	1		
PR-4	Purlin	140	68	2474	1		
PR-5	Purlin	140	68	2474	1		
PR-6	Purlin	140	68	4726	1		
PR-7	Purlin	140	68	4726	1		
PR-8	Purlin	140	68	4726	1		
PR-9	Purlin	140	68	4726	1		
PR-10	Purlin	140	68	4726	1		
RB	Roofboards	135/110/87	19	3230	109/133/167		
WBA	Windboard A	90	19	3300	4		
WBB	Windboard B	70	19	3600	4		
WBC	Windboard C	40	19	3300	4		
WBD	Windboard D	35	25	3600	4		

COL	Column	120	120	2093	2	
CAP	Column height adjusting pieces				2	
SW	Window	1500	390	Fixed	5	
SD	Door	2000	850	50%, R	1	
GD	Garage door	2090	2380		2	
HNDL	Door handle				2	
LCK	Door lock				2	
RMB	Rhombus				2	