















































































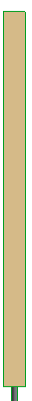


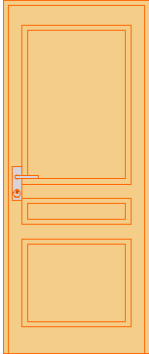




44mm Garage 9x6 P7825						
ID	Name	Height	Width	Length	Qty	3D Front View
FBE-1	Floor bearers	44	60	4340	4	
FBE-2	Floor bearers	44	60	5800	2	
1/A01	Wall A	135	44	391	30	
1/A02	Wall A	135	44	539	30	
1/A03	Wall A	135	44	3040	1	
1/A04	Wall A	135	44	5960	1	
1/A05	Wall A	135	44	5960	1	
1/A06	Wall A	135	44	3040	1	
1/A07	Wall A	135	44	3140	1	
1/A08	Wall A	135	44	2920	1	
1/A09	Wall A	135	44	3140	1	
1/B01	Wall B	135	44	5960	13	
1/B02	Wall B	135	44	3040	13	
1/B03	Wall B	135	44	826	6	
1/B04	Wall B	135	44	1409	6	
1/B05	Wall B	135	44	5960	1	
1/B06	Wall B	135	44	3040	1	
1/B07	Wall B	135	44	3140	1	
1/B08	Wall B	135	44	2920	1	
1/B09	Wall B	135	44	3140	1	
1/C01	Wall C	68	44	6000	1	
1/C02	Wall C	135	44	6000	17	
1/C03	Wall C	135	44	6000	1	
1/C04	Wall C	135	44	4998	1	
1/C05	Wall C	135	44	3570	1	
1/C06	Wall C	135	44	2142	1	
1/C07	Wall C	68	44	714	1	

1/D01	Wall D	68	44	244	2		
1/D02	Wall D	135	44	244	32		
1/D03	Wall D	135	44	6000	1		
1/D04	Wall D	135	44	6000	1		
1/D05	Wall D	135	44	4998	1		
1/D06	Wall D	135	44	3570	1		
1/D07	Wall D	135	44	2142	1		
1/D08	Wall D	68	44	714	1		
1/E01	Wall E	68	44	244	2		
1/E02	Wall E	135	44	244	32		
1/E03	Wall E	135	44	6000	1		
1/E04	Wall E	135	44	6000	1		
1/E05	Wall E	135	44	4998	1		
1/E06	Wall E	135	44	3570	1		
1/E07	Wall E	135	44	2142	1		
1/E08	Wall E	68	44	714	1		
1/F01	Wall F	68	44	1394	1		
1/F02	Wall F	68	44	3746	1		
1/F03	Wall F	135	44	1394	14		
1/F04	Wall F	135	44	3746	14		
1/F05	Wall F	135	44	6000	1		
1/F06	Wall F	135	44	6000	2		
1/F07	Wall F	135	44	6000	1		
1/F08	Wall F	135	44	4998	1		
1/F09	Wall F	135	44	3570	1		
1/F10	Wall F	135	44	2142	1		
1/F11	Wall F	68	44	714	1		
EXTRA	Extra	135	44	6000	1		
PR-1	Purlins	140	68	244	2		

PR-2	Purlins	140	68	3140	2		
PR-3	Purlins	140	68	2920	1		
PR-4	Purlins	140	68	3262	8		
PR-5	Purlins	140	68	3164	4		
RB	Roof boards	135/110/87	19	3206	140/170/214		
WBA	Windboard A	90	19	3260	4		
WBB	Windboard B	70	19	4600	4		
WBC	Windboard C	40	19	3260	4		
WBD	Windboard D	35	25	4600	4		
RMB	Rhombus		19		2		
BEAM	Supporting beam	100	44	787	4		
COL	Column	120	120	2300	2		
CAP	Column height adjustable pieces				2		
SW	Window	390	1500	Fixed	3		

SD	Door	2000	850	FW, R	1	
GD	Garage door	2090	2380		3	
HNDL	Door handle				4	
LCK	Door lock				4	